

2. Discussion of planning and strategic goals for Fiscal Year 2025-2026.



*Down to Earth* And Up To Great Things

# BUDGET WORKSHOP

## FY 2026 PLANNING & STRATEGIC GOALS


MAY 29, 2025

PRESENTED BY  
FINANCE DEPARTMENT

# AGENDA

- About Us
- Evolution of Budget Development
- Council Priorities
- FY 2026 Budget Data
- FY 2026 Capital Data
- Important Upcoming Dates
- Goals/Discussions/Questions

# GFOA BUDGET AWARD

- Awarded by The Government Finance Officers Association (GFOA)
  - For the FY 2025 Approved Budget Document & Process
  - Highest Form of Recognition in Governmental Budgeting With a Requirement of Meeting Proficiency in 14 Mandatory Judging Criteria
  - 34 Year Recipient
-  Two-Time Special Recognition Category Recipient for the *Budget Process (2024) & Performance Measures (2025)*



GOVERNMENT FINANCE OFFICERS ASSOCIATION

*Distinguished  
Budget Presentation  
Award*

PRESENTED TO

**City of Palm Bay  
Florida**

For the Fiscal Year Beginning

**October 01, 2024**

*Christopher P. Morill*

Executive Director

# ABOUT US

Angelica Collins	Jessica Hinchman	Sean Spillers	Shane Byrd
<b>Assistant Finance Director</b>	<b>Budget Program Administrator</b>	<b>Capital &amp; Asset Program Administrator</b>	<b>Budget Analyst</b>
Focus ▼ Oversight Ad Valorem Taxation Cross Training	Focus ▼ Budget Implementation Education & Engagement Cross Training	Focus ▼ Capital Planning Asset Management Cross Training	Focus ▼ Analytics Redesign Monitoring Cross Training



# OUR “WHY”



**Vision** ▶ To create a financially resilient City of Palm Bay where collaborative engagement between all stakeholders drives a balanced budget, revitalized infrastructure, and robust public services, empowering our community to achieve shared goals and sustainable growth.

**Mission** ▶ The City of Palm Bay Budget Team is dedicated to fostering a transparent, inclusive, and sustainable budget process that prioritizes financial feasibility, attainable goals, and strategic capital planning. We engage our community and leadership to address critical infrastructure and public service needs, ensuring equitable and responsible stewardship of public resources for a thriving future.

# EVOLUTION OF BUDGET DEVELOPMENT

## City Manager Led

- Overview and Challenges

## Hybrid/Transitional Approach

- FY 2026 Process

## Stakeholder Driven

- Education and Engagement at all levels from City Council to Departments and Citizens

# HISTORICAL BUDGET PREPARATION

## City Manager Led (FY25 and Prior)

Unlimited Budget Requests including needs and wants

Under-developed planning for major projects and requests

## Year Around Budgeting

Departments permitted to present requests to City Council throughout the year

Excessive dips into Undesignated Fund Balance and extensive Budget Amendments

## Budget Development in a Silo

Meetings with individual departments, City Manager and the Budget Team

Proposed budget determined by City Manager and implemented by Budget Office

## Proposed Budget Presented to City Council

First chance for legislative and citizen feedback on budget priorities

Adjustments made and finalized for Public Hearings/Adoption



# HYBRID APPROACH ERP & LEADERSHIP TRANSITION

## Department Initiatives

- PO/Project Audits and Base Budgeting
- CIP Planning and Clean Up

## Limited Budget Amendments

- Emphasis on completing purchases within the fiscal year
- Mid Year Requests then pause on undesignated funds

## Council Inclusion

- One-on-One discussions with Council members
- Early workshop to publicly discuss priority and goals before proposed budget

# FOCUS ON THE FUTURE



# COUNCIL PRIORITIES

## Topics Discussed

- Challenges with previous processes
- Long Term Planning
- Top 5 Initiatives

## TOP PRIORITIES



- Infrastructure
- Vehicles
- Public Safety
- Stormwater/Utilities
- Accountability

# FY 2026 BUDGET

## Payroll Budgetary Impacts

- Salary Adjustments
- Pensions

## Budget Guidelines

- Operating Maximums
- City Manager Philosophy

## Budget Requests

- Priority I Requests
- Departments' Top Requests

## Recommendations for Planning

# PAYROLL & PENSIONS

FY 2026

Employee Group/Bargaining Unit	FY 2026 Salary Increases	Status
IAFF Rank and File	10%	Contractual Obligation
IAFF Supervisor's Unit	10%	Contractual Obligation
FOP Officer's Unit	5% Base Salary Increase + 1 Merit Step (~8%)	Contractual Obligation
FOP Sergeant's Unit	1.9% Base Salary Increase + 1 Merit Step (~5%)	Contractual Obligation
FOP Lieutenant's Unit	1.9% Base Salary Increase + 1 Merit Step (~5%)	Contractual Obligation
General Employees	5%	Proposed
NAGE Blue	0% Increase	Negotiations Pending
NAGE White	0% Increase	Negotiations Pending

\*Recommendation: Contingency in FY 2026 Proposed Budget for potential NAGE contractual negotiations

# PAYROLL & PENSIONS

FY 2026

Department	FY 2025	FY 2026	CHANGE FROM FY2025
POLICE	4,364,391	5,558,388	+ 1,193,997
FIRE	4,083,097	5,445,069	+ 1,361,972
	<b>8,447,488</b>	<b>11,033,457</b>	<b>+ 2,555,969</b>

Department	FY 2023	FY 2024	FY 2025	FY 2026	FTE INCREASE
POLICE	1,826,096	2,839,651	4,364,391	5,558,388	+ 30
FIRE	2,994,026	3,196,536	4,083,097	5,445,069	+ 30
	<b>4,820,122</b>	<b>6,036,187</b>	<b>8,447,488</b>	<b>11,033,457</b>	

- Police Pensions have increased by 204% since FY 2023; average of 45.5% yearly
- Fire Pensions have increased 82% since FY 2023; average of 22.6% yearly
- Combined the impact to the budget has been an increase of 129%; average of 31.9% yearly


# BUDGET GUIDELINES

FY 2026

## Operating Maximum

- Department level maximum for operating funds
  - FY 2025 Approved Budget LESS one-time appropriations
  - Flexible to move funds between accounts and/or Division
  - Cannot exceed Operating Maximum on the Departmental level

## Need Additional Operating Funds?



**Submit a Budget Request**



FY 2026 Budget Focus:

Financial Feasibility

1. Continuing current level of service, not an expansion of services
2. What you must do next year
3. Not a Wish List





# PRIORITY I REQUESTS – ALL FUNDS

<b>Fund Source</b>	<b>Capital Outlay</b>	<b>CIP/Project</b>	<b>Operating</b>	<b>Total FY26 Request</b>
General Fund	214,038	230,920	3,022,039	3,466,997
Public Works Solid Waste Fund			3,379,526	3,379,526
Utility SRF Loan Fund		2,600,000		2,600,000
Utilities Connections Fee Fund		2,050,000		2,050,000
Stormwater Utility Fund		9,185	148,535	157,720
Utility Operating Fund		118,730		118,730
Building Fund		9,000		9,000
<b>Total</b>	<b>214,038</b>	<b>5,017,835</b>	<b>6,550,100</b>	<b>11,781,973</b>

# PRIORITY I REQUESTS – GENERAL FUND (DEPTS)

Department	Capital Outlay	CIP/Project	Operating	Total FY26 Request
Fire			1,326,746	1,326,746
Public Works			824,349	824,349
Information Technology		230,920	144,850	375,770
Parks & Facilities			329,112	329,112
Recreation			327,404	327,404
Police	214,038		69,578	283,616
<b>Total</b>	<b>214,038</b>	<b>230,920</b>	<b>3,022,039</b>	<b>3,466,997</b>

# PRIORITY I REQUESTS – OTHER FUNDS (DEPTS)

Department	CIP/Project	Operating	Total FY26 Request
Building	9,000		9,000
Public Works	9,185	3,528,061	3,537,246
Utilities	4,768,730		4,768,730
<b>Total</b>	<b>4,786,915</b>	<b>3,528,061</b>	<b>8,314,976</b>

# PRIORITY I REQUESTS – RECURRING ALL FUNDS

Fund Source	FY26	FY27	FY28	FY29	FY30	Total Recurring
Public Works Solid Waste Fund	3,379,526	3,284,796	3,284,796	3,284,796	3,284,796	16,518,710
General Fund	3,199,574	2,807,913	2,518,074	2,118,482	2,108,818	12,752,861
Stormwater Utility Fund	154,570	154,570	154,570	154,570	6,035	624,315
Utility Operating Fund	31,235	31,235	31,235	31,235	31,235	156,175
Building Fund	9,000	9,000	9,000	9,000	9,000	45,000
<b>Total</b>	<b>\$ 6,773,905</b>	<b>6,287,514</b>	<b>5,997,675</b>	<b>5,598,083</b>	<b>5,439,884</b>	<b>30,097,061</b>

*Priority I requests which have recurring annual operating expenditures associated*

# PRIORITY I REQUESTS – RECURRING GENERAL FUND

Department	FY26	FY27	FY28	FY29	FY30	Total Recurring
Fire	1,326,746	937,917	975,457	635,717	635,717	4,511,554
Public Works	824,349	824,349	824,349	824,349	824,349	4,121,745
Parks & Facilities	329,112	329,112	329,112	329,112	329,112	1,645,560
Information Technology	319,385	319,385	319,385	319,385	319,385	1,596,925
Recreation	327,404	327,404				654,808
Police	72,578	69,746	69,771	9,919	255	222,269
<b>Total</b>	<b>3,199,574</b>	<b>2,807,913</b>	<b>2,518,074</b>	<b>2,118,482</b>	<b>2,108,818</b>	<b>12,752,861</b>

*Priority I requests which have recurring annual operating expenditures associated*

# PRIORITY I REQUESTS – RECURRING ALL FUNDS

<b>Fund Source</b>	<b>FY26</b>	<b>FY27</b>	<b>FY28</b>	<b>FY29</b>	<b>FY30</b>	<b>Total Recurring</b>
Public Works	3,534,096	3,439,366	3,439,366	3,439,366	3,290,831	17,143,025
Utilities	31,235	31,235	31,235	31,235	31,235	156,175
Building	9,000	9,000	9,000	9,000	9,000	45,000
<b>Total</b>	<b>3,574,331</b>	<b>3,479,601</b>	<b>3,479,601</b>	<b>3,479,601</b>	<b>3,331,066</b>	<b>17,344,200</b>

*Priority I requests which have recurring annual operating expenditures associated*

# PRIORITY I REQUESTS – RECURRING GENERAL FUND

Fire	FY26	FY27	FY28	FY29	FY30	Total
Uniforms/Bunker Gear IAFF	840,951	375,400	412,940	73,200	73,200	1,775,691
LP35 Contract	194,172	194,172	194,172	194,172	194,172	970,860
Paramedic Sponsorships	183,057	270,381	270,381	270,381	270,381	1,264,581
Equipment IAFF	56,470					56,470
Radio Maintenance Contract Increase	17,384	34,184	34,184	34,184	34,184	154,120
Backbone Billing Increase	10,112	35,680	35,680	35,680	35,680	152,832
Annual BLS & ACLS Renewals	8,000	8,000	8,000	8,000	8,000	40,000
Evaluations +	6,000	6,000	6,000	6,000	6,000	30,000
Fire Rehab	5,000	5,000	5,000	5,000	5,000	25,000
Air Bottle Testing	3,200	3,200	3,200	3,200	3,200	16,000
Mako Air System Testing	2,400	5,900	5,900	5,900	5,900	26,000
<b>Total</b>	<b>1,326,746</b>	<b>937,917</b>	<b>975,457</b>	<b>635,717</b>	<b>635,717</b>	<b>4,511,554</b>

*General Fund Priority I requests which have recurring annual operating expenditures associated*

# PRIORITY I REQUESTS – RECURRING GENERAL FUND

<b>Public Works</b>	<b>FY26</b>	<b>FY27</b>	<b>FY28</b>	<b>FY29</b>	<b>FY30</b>	<b>Total</b>
Electrical Services	768,209	768,209	768,209	768,209	768,209	<b>3,841,045</b>
Mowing Services	56,140	56,140	56,140	56,140	56,140	<b>280,700</b>
<b>Total</b>	<b>824,349</b>	<b>824,349</b>	<b>824,349</b>	<b>824,349</b>	<b>824,349</b>	<b>4,121,745</b>

<b>Parks &amp; Facilities</b>	<b>FY26</b>	<b>FY27</b>	<b>FY28</b>	<b>FY29</b>	<b>FY30</b>	<b>Total</b>
Bldg E On Boarding Contractual	191,529	191,529	191,529	191,529	191,529	<b>957,645</b>
Fire St 7 On Boarding Contractual	91,406	91,406	91,406	91,406	91,406	<b>457,030</b>
Janitorial Srvcs Capt Hse, TWCC, TRCC	41,064	41,064	41,064	41,064	41,064	<b>205,320</b>
Janitorial Srvcs for Recreation Office	2,833	2,833	2,833	2,833	2,833	<b>14,165</b>
Turkey Creek Bathroom Utilities Srvcs	2,280	2,280	2,280	2,280	2,280	<b>11,400</b>
<b>Total</b>	<b>329,112</b>	<b>329,112</b>	<b>329,112</b>	<b>329,112</b>	<b>329,112</b>	<b>1,645,560</b>

*General Fund Priority I requests which have recurring annual operating expenditures associated*



# PRIORITY I REQUESTS – RECURRING GENERAL FUND

<b>Information Technology</b>	<b>FY26</b>	<b>FY27</b>	<b>FY28</b>	<b>FY29</b>	<b>FY30</b>	<b>Total</b>
Edge Switch Upgrade	174,535	174,535	174,535	174,535	174,535	<b>872,675</b>
ERP SW Renewals	144,850	144,850	144,850	144,850	144,850	<b>724,250</b>
<b>Total</b>	<b>824,349</b>	<b>824,349</b>	<b>824,349</b>	<b>824,349</b>	<b>824,349</b>	<b>4,121,745</b>

<b>Recreation</b>	<b>FY26</b>	<b>FY27</b>	<b>FY28</b>	<b>FY29</b>	<b>FY30</b>	<b>Total</b>
AUE Staffing	327,404	327,404				654,808
<b>Total</b>	<b>327,404</b>	<b>327,404</b>				<b>654,808</b>

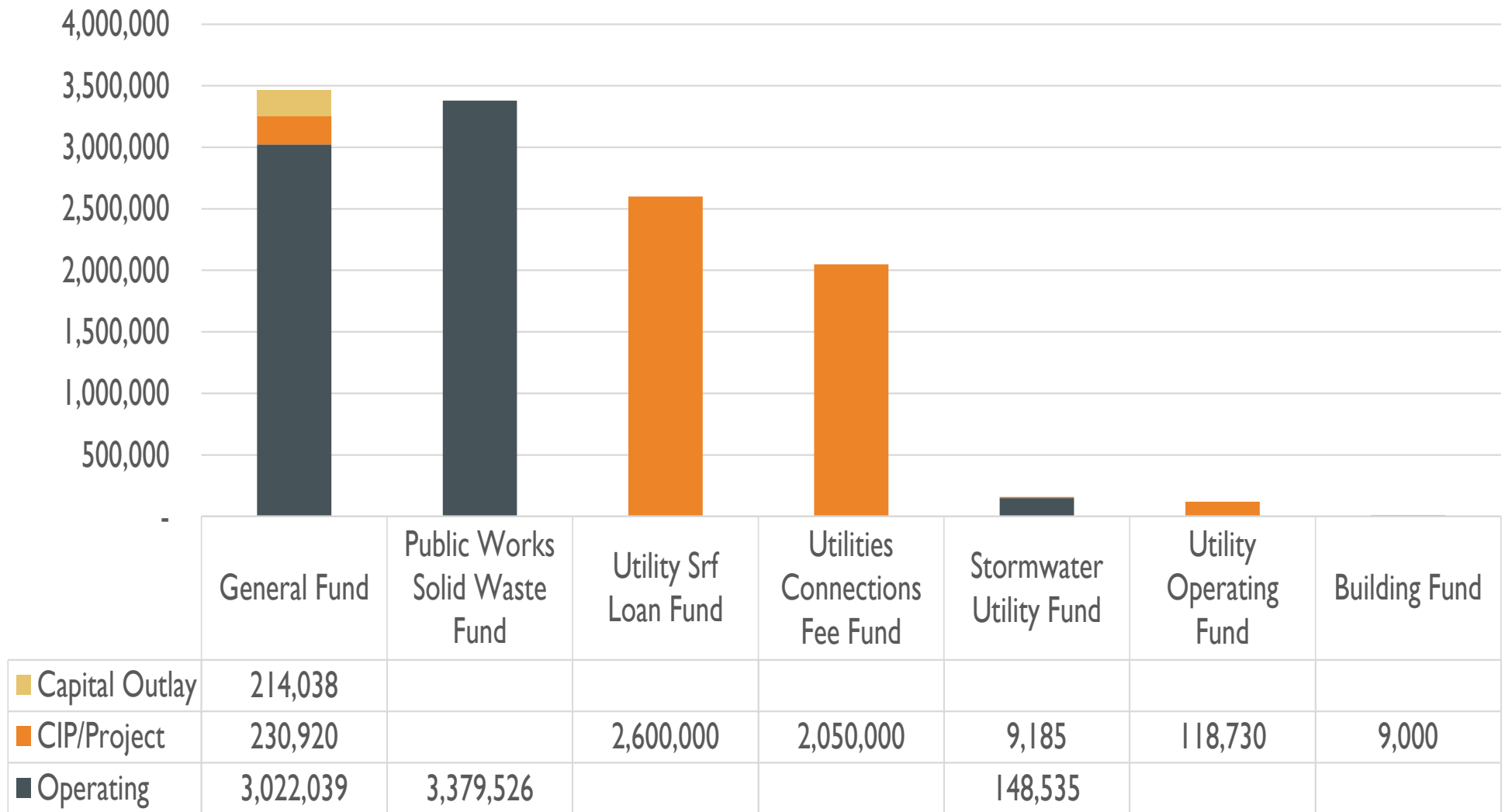
*General Fund Priority I requests which have recurring annual operating expenditures associated*

# PRIORITY I REQUESTS – RECURRING GENERAL FUND

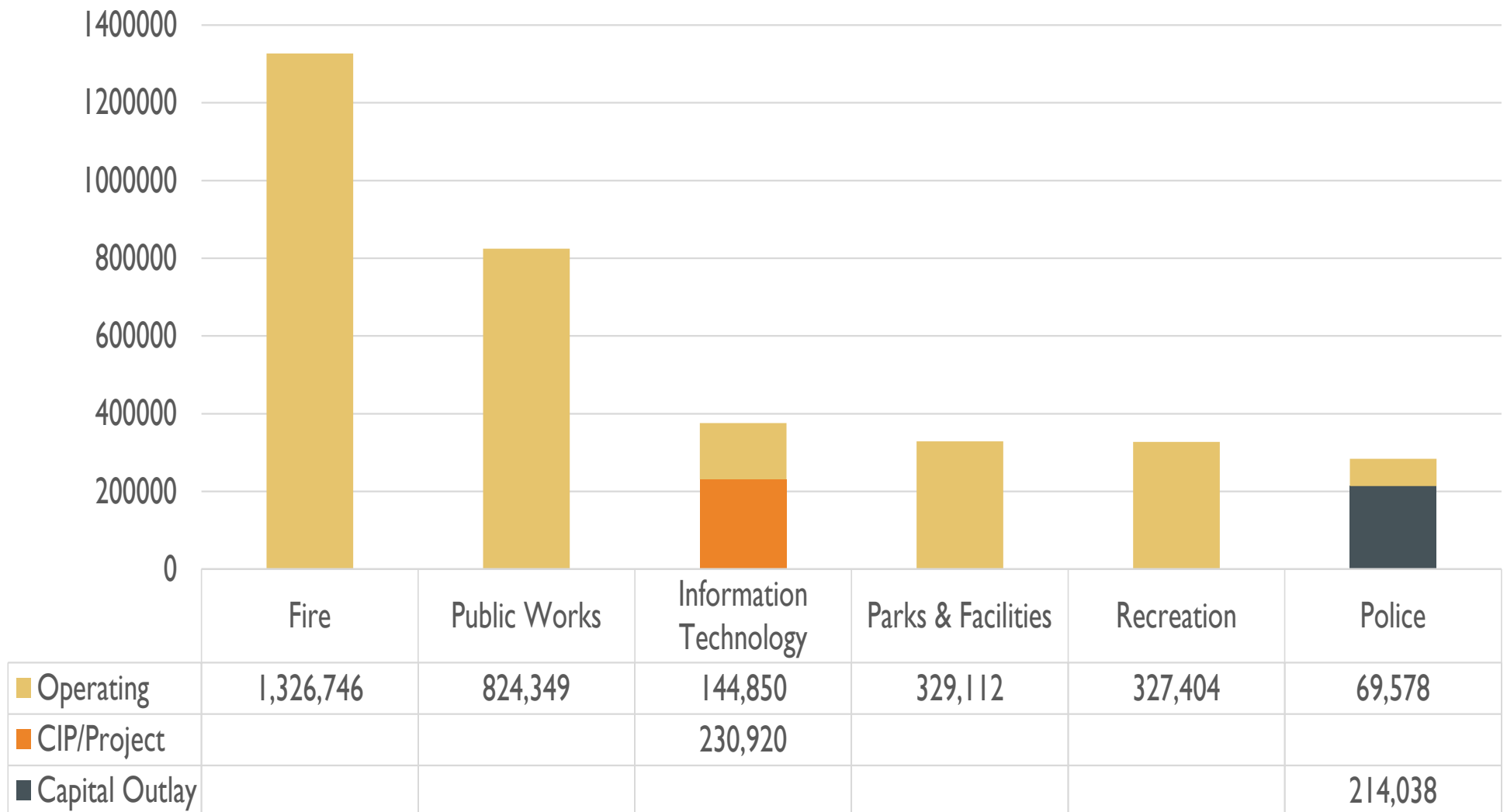
<b>Police</b>	<b>FY26</b>	<b>FY27</b>	<b>FY28</b>	<b>FY29</b>	<b>FY30</b>	<b>Total</b>
Axon Body Cam/Taser Yr 3 Contract	59,881	59,881	59,881			<b>179,643</b>
Axon Standards Yr 2 Contract	9,697	9,697	9,697	9,697		<b>38,788</b>
2026 Ford Interceptor or Equiv(RPL9117)	1,000					<b>1,000</b>
2026 Ford Interceptor or Equiv(RPL9122)	1,000	168	193	222	255	<b>1,838</b>
2026 Ford T150 or equiv (RPL 5969)	1,000					<b>1,000</b>
<b>Total</b>	<b>72,578</b>	<b>69,746</b>	<b>69,771</b>	<b>9,919</b>	<b>255</b>	<b>222,269</b>

*General Fund Priority I requests which have recurring annual operating expenditures associated*

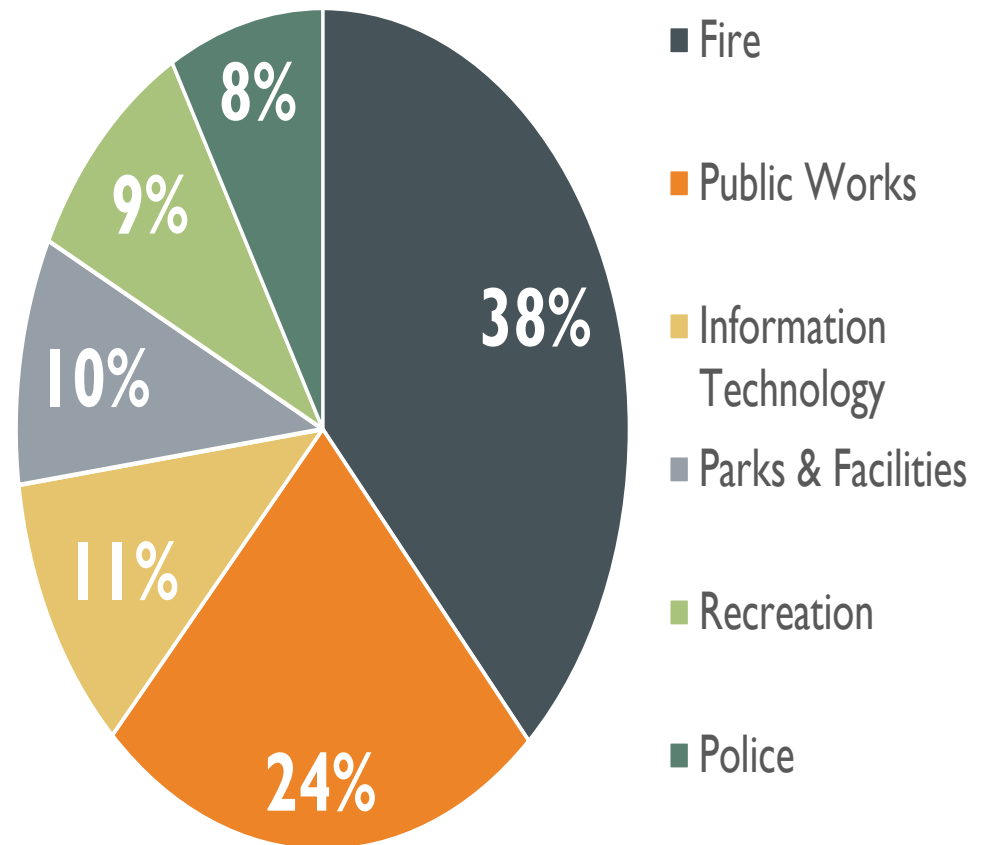
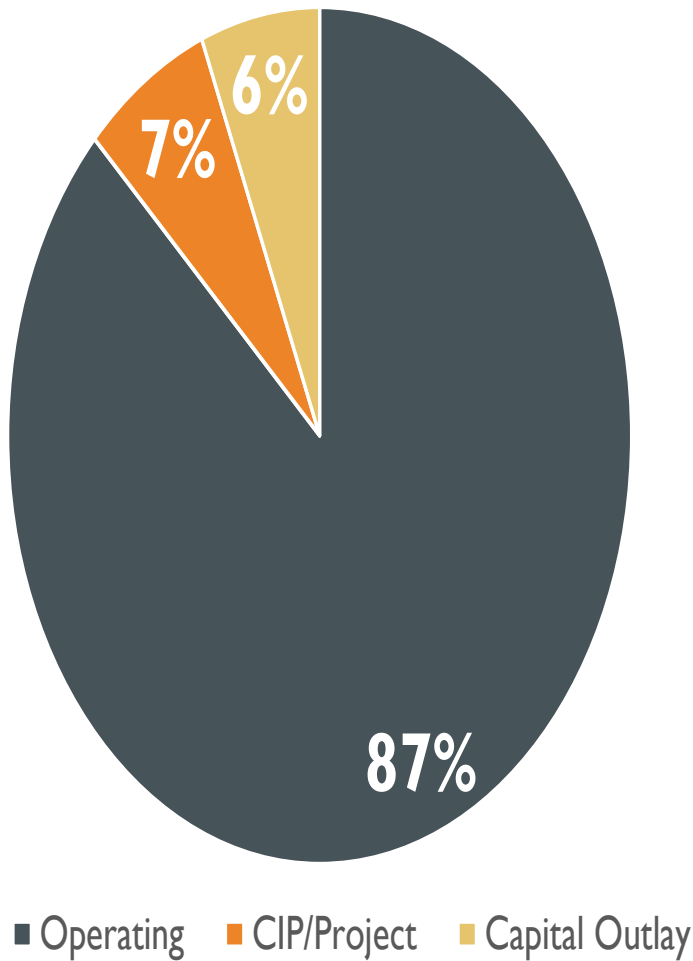
# PRIORITY I REQUESTS – ALL FUNDS



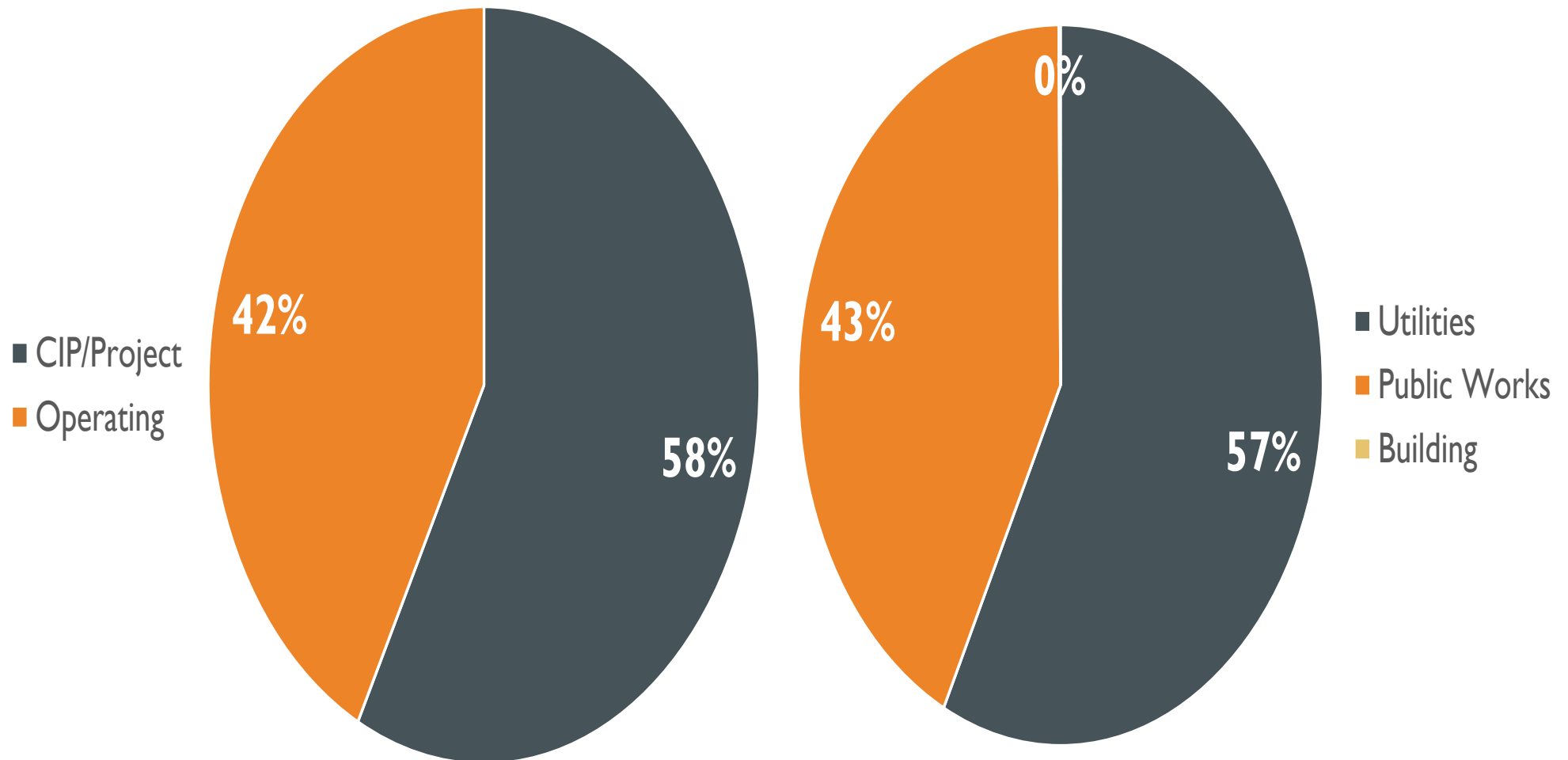
# PRIORITY I REQUESTS – GENERAL FUND



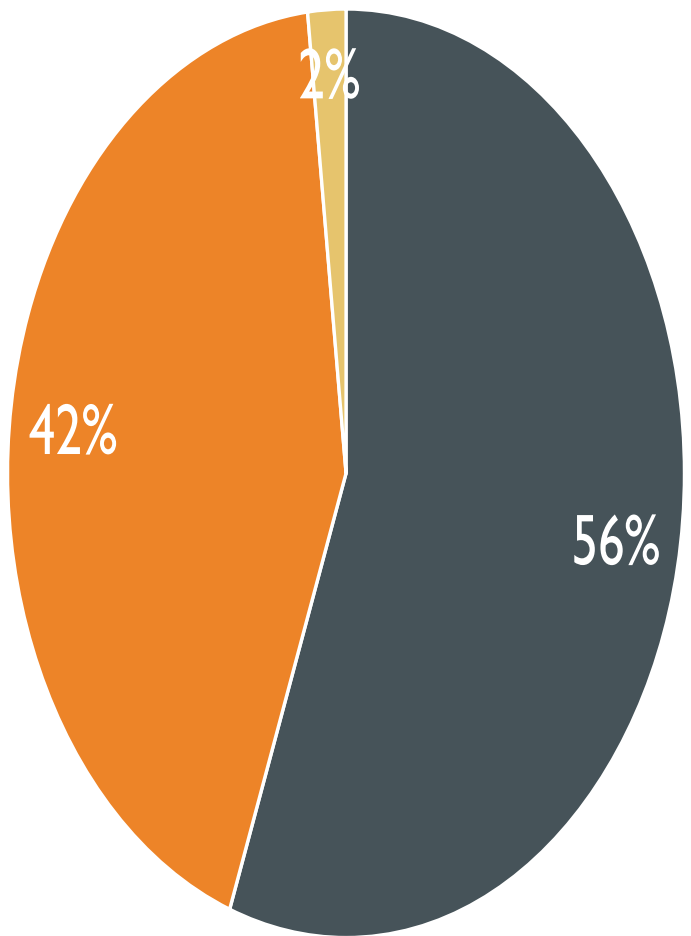
# PRIORITY I REQUESTS – GENERAL FUND



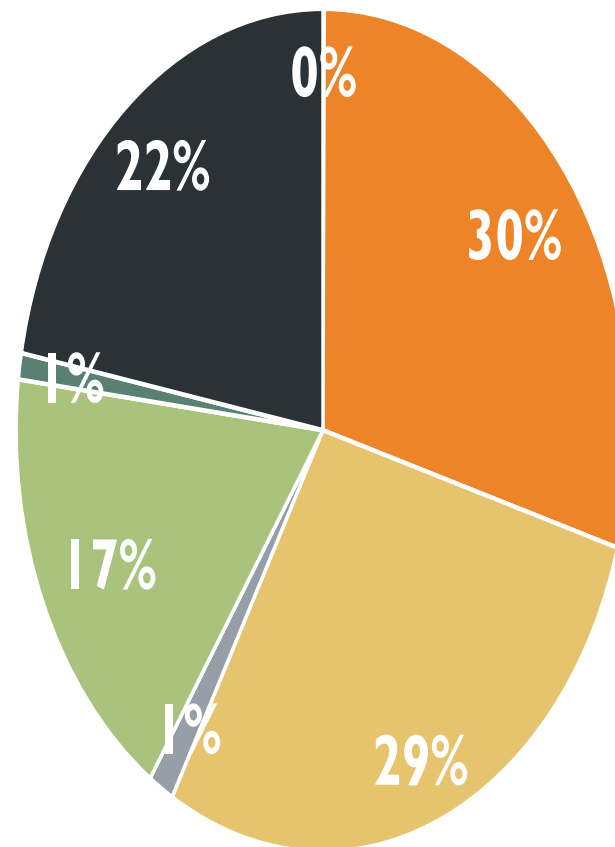
# PRIORITY I REQUESTS – OTHER FUNDS



# PRIORITY I REQUESTS – ALL FUNDS



■ Operating ■ CIP/Project ■ Capital Outlay



■ Building Fund  
■ General Fund  
■ Public Works Solid Waste Fund  
■ Stormwater Utility Fund  
■ Utilities Connections Fee Fund  
■ Utility Operating Fund  
■ Utility Srf Loan Fund

# OTHER REQUESTS – ALL FUNDS

<b>Fund Source</b>	<b>Capital Outlay</b>	<b>CIP/Project</b>	<b>Operating</b>	<b>Personnel</b>	<b>Total FY26 Request</b>
General Fund	15,917,861	5,842,200	10,269,453	4,438	32,033,952
G.O. Road Bond Funds		28,009,801			28,009,801
Utilities Renewal & Repl. Fund		4,768,449	2,772,500		7,540,949
Stormwater Utility Fund	951,522	2,990,000	2,000,000		5,941,522
Transportation Impact Fee Funds		4,775,000			4,775,000
Utility Operating Fund	1,675,427	1,210,000	1,454,278		4,339,705
Road Maintenance CIP Fund			3,000,000		3,000,000
Impact Fee Fund		2,371,300			2,371,300
Utilities Connections Fee Fund		2,190,000			2,190,000
Main Line Extension Fee Fund		150,000			150,000
Building Fund	83,655			(19,336)	64,319
<b>Total</b>	<b>18,628,465</b>	<b>52,306,750</b>	<b>19,496,231</b>	<b>(14,898)</b>	<b>90,416,548</b>



# OTHER REQUESTS – GENERAL FUND (DEPTS)

Department	Capital Outlay	CIP/Project	Operating	Personnel	Total FY26 Request
Parks & Facilities	1,030,592	5,002,500	8,457,270		14,490,362
Fire	11,013,500		867,720		11,881,220
Public Works	2,517,488		678,186		3,195,674
Police	1,356,281				1,356,281
Information Technology		730,300	160,500		890,800
Legislative		109,400		4,438	113,838
Procurement			77,000		77,000
Recreation			23,777		23,777
Human Resources			5,000		5,000
<b>Total</b>	<b>15,917,861</b>	<b>5,842,200</b>	<b>10,269,453</b>	<b>4,438</b>	<b>32,033,952</b>

# OTHER REQUESTS – OTHER FUNDS

Department	Capital Outlay	CIP/Project	Operating	Personnel	Total FY26 Request
Public Works	951,522	35,774,801	5,000,000		41,726,323
Utilities	1,675,427	8,318,449	4,226,778		14,220,654
Parks & Facilities		2,371,300			2,371,300
Building	83,655			(19,336)	64,319
<b>Total</b>	<b>2,710,604</b>	<b>46,464,550</b>	<b>9,226,778</b>	<b>(19,336)</b>	<b>58,382,596</b>

# OTHER REQUESTS – RECURRING ALL FUNDS

Fund Source	FY26	FY27	FY28	FY29	FY30	Total Recurring
General Fund	11,121,629	1,692,652	1,728,028	1,771,713	1,722,922	18,036,944
Road Maintenance CIP Fund	3,000,000					3,000,000
Utilities Renewal & Repl. Fund	2,772,500					2,772,500
Stormwater Utility Fund	2,000,000					2,000,000
Utility Operating Fund	1,454,278					1,454,278
Building Fund	(17,536)	4,800	4,800	4,800	4,800	1,664
<b>Total</b>	<b>20,330,871</b>	<b>1,697,452</b>	<b>1,732,828</b>	<b>1,776,513</b>	<b>1,727,722</b>	<b>27,265,386</b>

*Requests which have recurring annual operating expenditures associated*

# OTHER REQUESTS – RECURRING OTHER FUNDS

Fund Source	FY26	FY27	FY28	FY29	FY30	Total Recurring
Public Works	5,000,000					5,000,000
Utilities	4,226,778					4,226,778
Building	(17,536)	4,800	4,800	4,800	4,800	1,664
<b>Total</b>	<b>\$ 9,209,242</b>	<b>4,800</b>	<b>4,800</b>	<b>4,800</b>	<b>4,800</b>	<b>9,228,442</b>

*Requests which have recurring annual operating expenditures associated*

# TOP 10 OTHER REQUESTS – GENERAL FUND

<b>Fire</b>	<b>FY26</b>
Heavy Rescue	1,889,540
Fire Engine 5188	1,826,792
Fire Engine 5151	1,826,792
Fire Engine 5182	1,826,792
New Quint 1	1,821,792
New Quint 2	1,821,792
Emergency Management Training/Travel	125,000
First Watch	120,500
Emergency Management Supplies	100,000
SWAT Medic Program	75,000
<b>Total</b>	<b>11,434,000</b>

# TOP 10 OTHER REQUESTS – GENERAL FUND

<b>Police</b>	<b>FY26</b>
2026 Ford Interceptor or Equiv(RPL -5957)	68,391
2026 Ford Interceptor or Equiv(RPL -5947)	68,391
2026 Ford Interceptor or Equiv(RPL -5949)	68,391
2026 Ford Interceptor or Equiv(RPL -9011)	68,391
2026 Ford Interceptor or Equiv(RPL -5895)	68,391
2026 Ford Interceptor or Equiv(RPL -5974)	68,391
2026 Ford Interceptor or Equiv(RPL -5956)	68,391
2026 Ford Interceptor or Equiv(RPL -5972)	68,391
2026 Ford Interceptor or Equiv(RPL -5948)	68,391
2026 Ford Interceptor or Equiv(RPL -5967)	68,391
<b>Total</b>	<b>683,910</b>

# TOP 10 OTHER REQUESTS – GENERAL FUND

## Parks & Facilities

**FY26**

Liberty Pk B-field Musco Light Upgrade	1,782,500
Turkey Creek Boardwalk Replacement	1,776,750
Nungesser Park Musco Light Upgrade	1,725,000
Knecht Pk Musco Light Upgrade	1,265,000
PBRP Repave Entire Main Drive	966,000
PBRP Ballfield Drainage Improvements	690,000
Liberty Park Softball Turf Replacement	433,320
PBRP Softball Turf Replacement	433,320
Liberia Park ADA Upgrades	345,000
Nungesser Pk Demo/Redo Tennis Court	235,000
<b>Total</b>	<b>9,651,890</b>

# TOP 10 OTHER REQUESTS – GENERAL FUND

<b>Public Works</b>	<b>FY26</b>
Grapple Truck	584,976
Rubber Tire Excavator	403,567
Tractor 6120M	292,777
Re-Spans for Various Locations	240,000
Dump Truck	196,288
Skid Steer	125,722
Ford F550 Flatbed	114,441
Ford F550 Flatbed	114,441
1 Ton Crew Cab Pick up with Flat Bed	90,465
Miovision Video Detection System	90,000
<b>Total</b>	<b>2,252,677</b>



# TOP 10 OTHER REQUESTS – GENERAL FUND

<b>Information Technology</b>	<b>FY26</b>
Security Camera/Access Control	730,300
GPS in City Vehicles	160,500
<b>Total</b>	<b>890,800</b>

<b>Recreation</b>	<b>FY26</b>
Vehicle Wraps	10,136
Chemicals	5,417
Floor Scrubber	4,699
Gym Equipment	3,525
<b>Total</b>	<b>23,777</b>

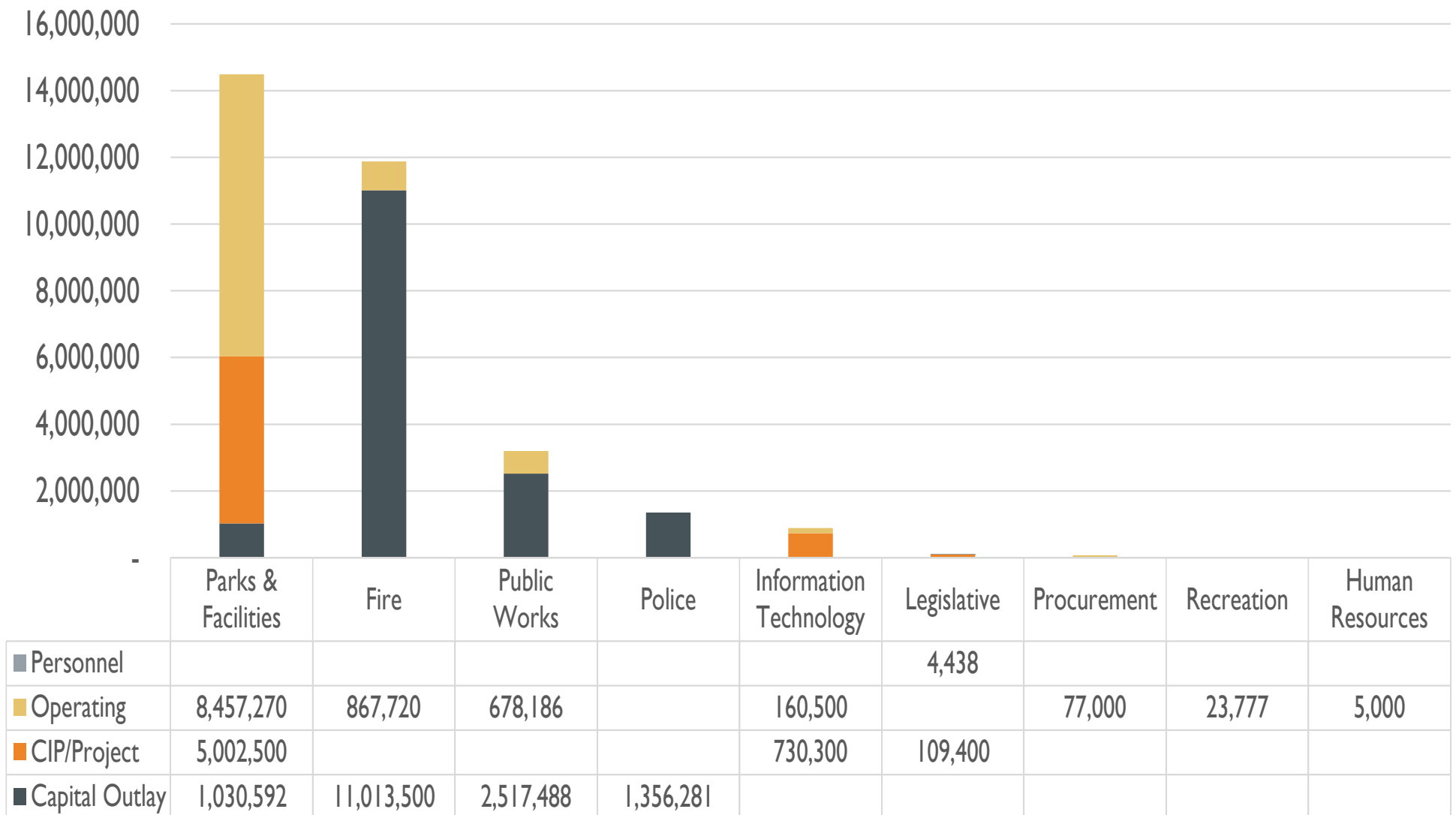
# TOP 10 OTHER REQUESTS – GENERAL FUND

<b>Legislative</b>		<b>FY26</b>
Broadcast System for Council Chambers		109,400
Reclass Secretary to Admin Secretary		4,438
<b>Total</b>		<b>113,838</b>

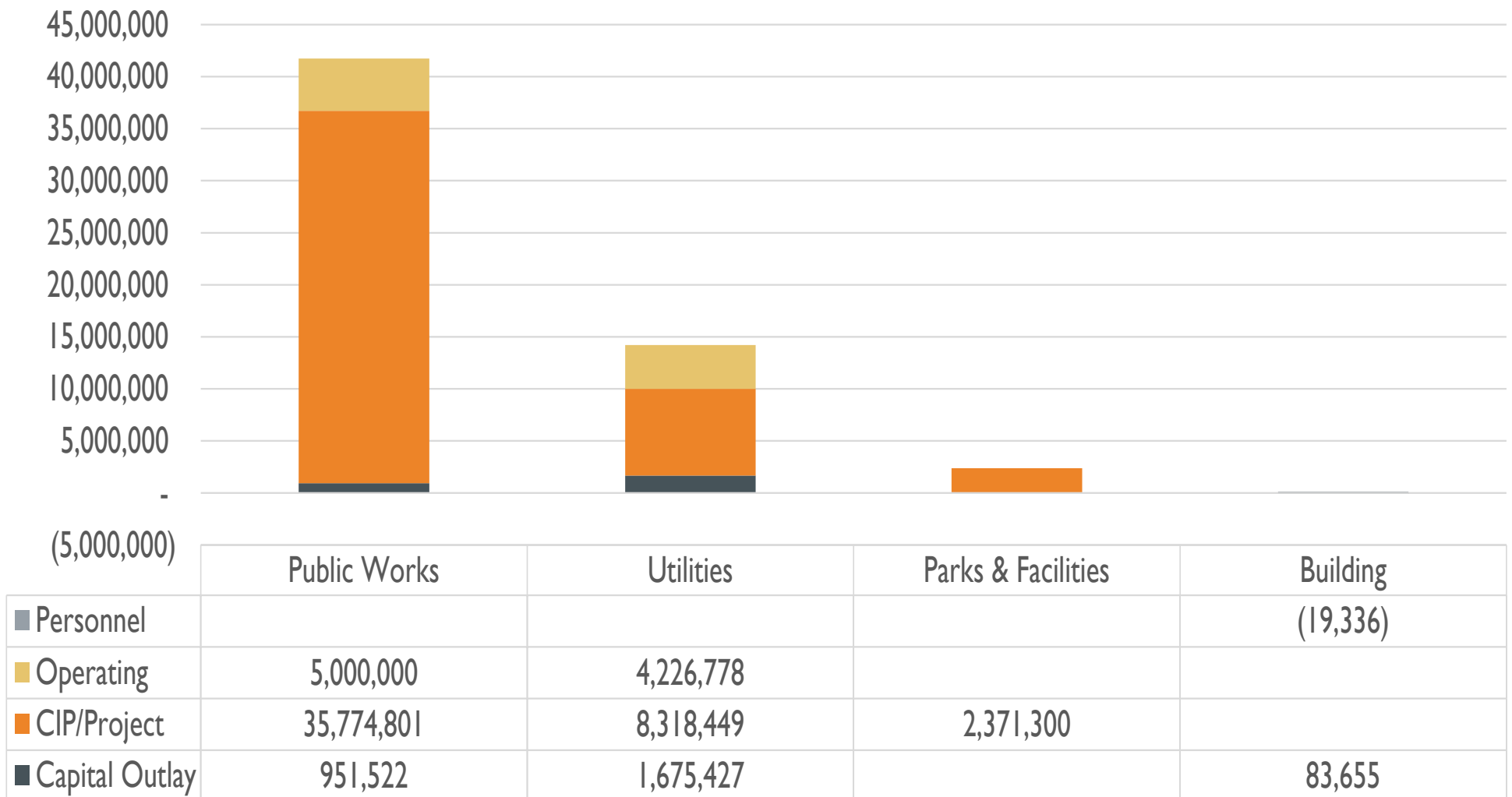
<b>Human Resources</b>		<b>FY26</b>
Increase to Recruitment Expenses		5,000
<b>Total</b>		<b>5,000</b>

<b>Procurement</b>		<b>FY26</b>
Procurement Office Remodel		77,000
<b>Total</b>		<b>77,000</b>

# OTHER REQUESTS – GENERAL FUND (DEPTS)

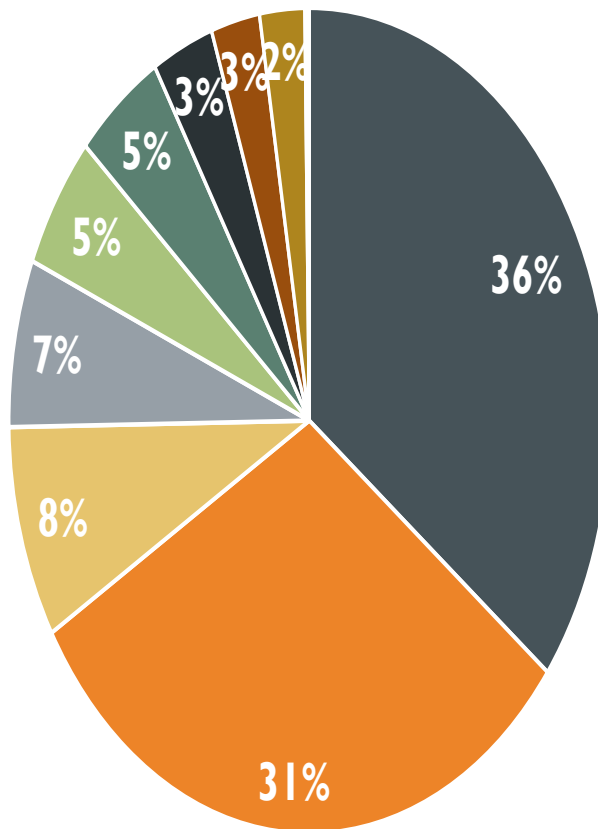


# OTHER REQUESTS – OTHER FUNDS (DEPTS)

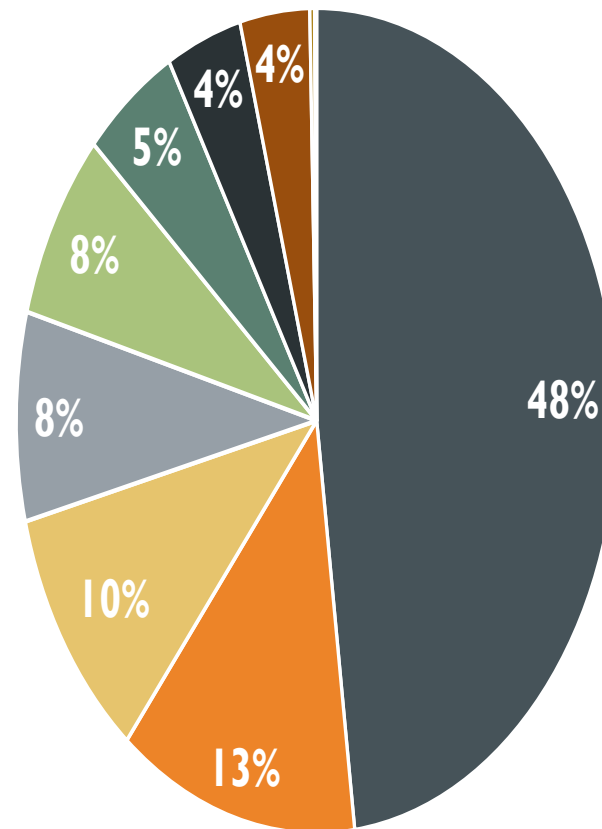


# OTHER REQUESTS – OTHER FUNDS

- General Fund
- G.O. Road Bond Funds
- Utilities Renewal And Replacement Fund
- Stormwater Utility Fund
- Transportation Impact Fee Funds
- Utility Operating Fund
- Road Maintenance Cip Fund
- Impact Fee Fund



- G.O. Road Bond Funds
- Utilities Renewal And Replacement Fund
- Stormwater Utility Fund
- Transportation Impact Fee Funds
- Utility Operating Fund
- Road Maintenance Cip Fund
- Impact Fee Fund
- Utilities Connections Fee Fund
- Main Line Extension Fee Fund
- Building Fund



# BIG PICTURE TOTAL REQUESTS

Fund Source	Capital Outlay	CIP/Project	Operating	Personnel	Total FY26 Request
General Fund	16,131,899	6,073,120	13,291,492	4,438	35,500,949
G.O. Road Bond Funds		28,009,801			28,009,801
Utilities Renewal & Repl. Fund		4,768,449	2,772,500		7,540,949
Stormwater Utility Fund	951,522	2,999,185	2,148,535		6,099,242
Transportation Impact Fee Funds		4,775,000			4,775,000
Utility Operating Fund	1,675,427	1,328,730	1,454,278		4,458,435
Utilities Connections Fee Fund		4,240,000			4,240,000
Public Works Solid Waste Fund			3,379,526		3,379,526
Road Maintenance CIP Fund			3,000,000		3,000,000
Utility SRF Loan Fund		2,600,000			2,600,000
Impact Fee Fund		2,371,300			2,371,300
Main Line Extension Fee Fund		150,000			150,000
Building Fund	83,655	9,000		(19,336)	73,319
<b>Total</b>	<b>18,842,503</b>	<b>57,324,585</b>	<b>26,046,331</b>	<b>(14,898)</b>	<b>102,198,521</b>

# BIG PICTURE RECURRING

Fund Source	FY26	FY27	FY28	FY29	FY30	Total Recurring
General Fund	14,321,203	4,500,565	4,246,102	3,890,195	3,831,740	30,789,805
Public Works Solid Waste Fund	3,379,526	3,284,796	3,284,796	3,284,796	3,284,796	16,518,710
Road Maintenance CIP Fund	3,000,000					3,000,000
Utilities Renewal & Repl. Fund	2,772,500					2,772,500
Stormwater Utility Fund	2,154,570	154,570	154,570	154,570	6,035	2,624,315
Utility Operating Fund	1,485,513	31,235	31,235	31,235	31,235	1,610,453
Building Fund	(8,536)	13,800	13,800	13,800	13,800	46,664
<b>Total</b>	<b>27,248,076</b>	<b>7,984,966</b>	<b>7,730,503</b>	<b>7,374,598</b>	<b>7,167,606</b>	<b>57,505,749</b>

*Total requests which have recurring annual operating expenditures associated*

# RECOMMENDED DIRECTION FOR FUNDING REQUESTS

## Infrastructure & Transportation Improvements

- Road widening
- Intersection improvements
- Rehabilitation of Roads
- Planning, Designs, Environmental and Engineering

## Public Safety

- Temporary and permanent fire stations
- Police headquarters and substations
- Fleet service and fueling for public safety needs
- Vehicles, equipment and machinery



# FY 2026 CAPITAL AND ASSET PROGRAM

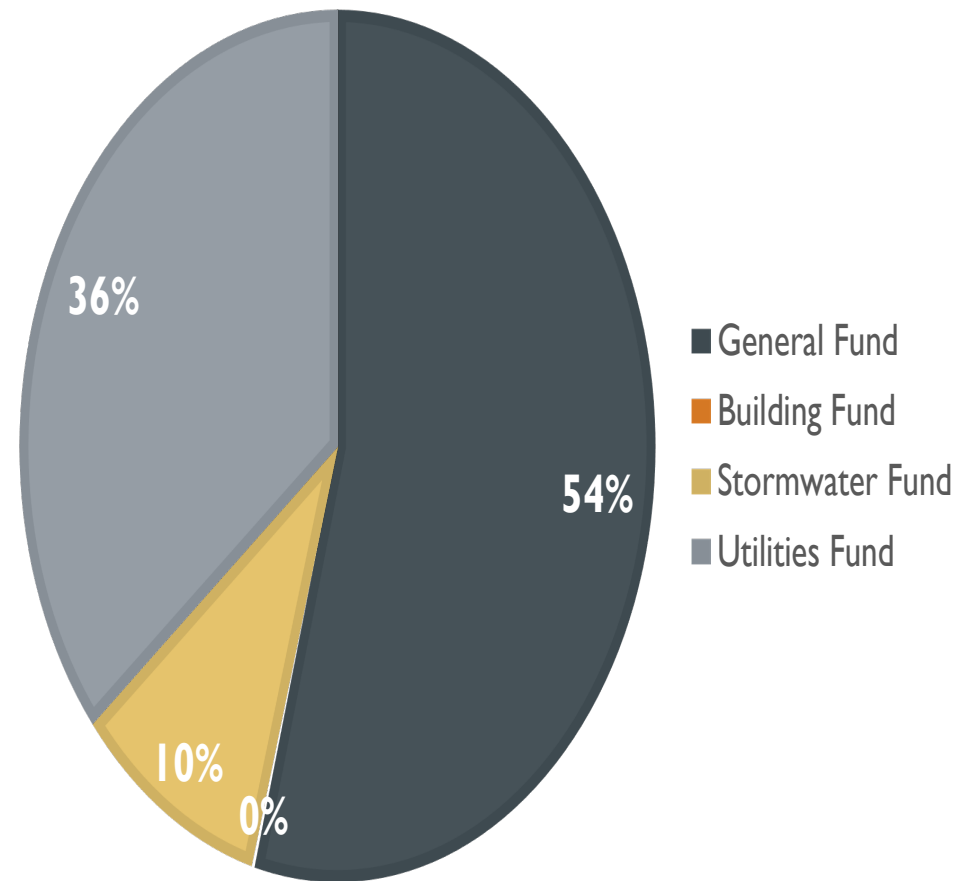
## Topics

- Citywide Capital Requests
- General Fund Capital Requests
- Special Revenue and Bond Capital Requests
- Governmental Requests by Sector
- Future Planning

# CAPITAL REQUESTS BY FUND

FY 2026

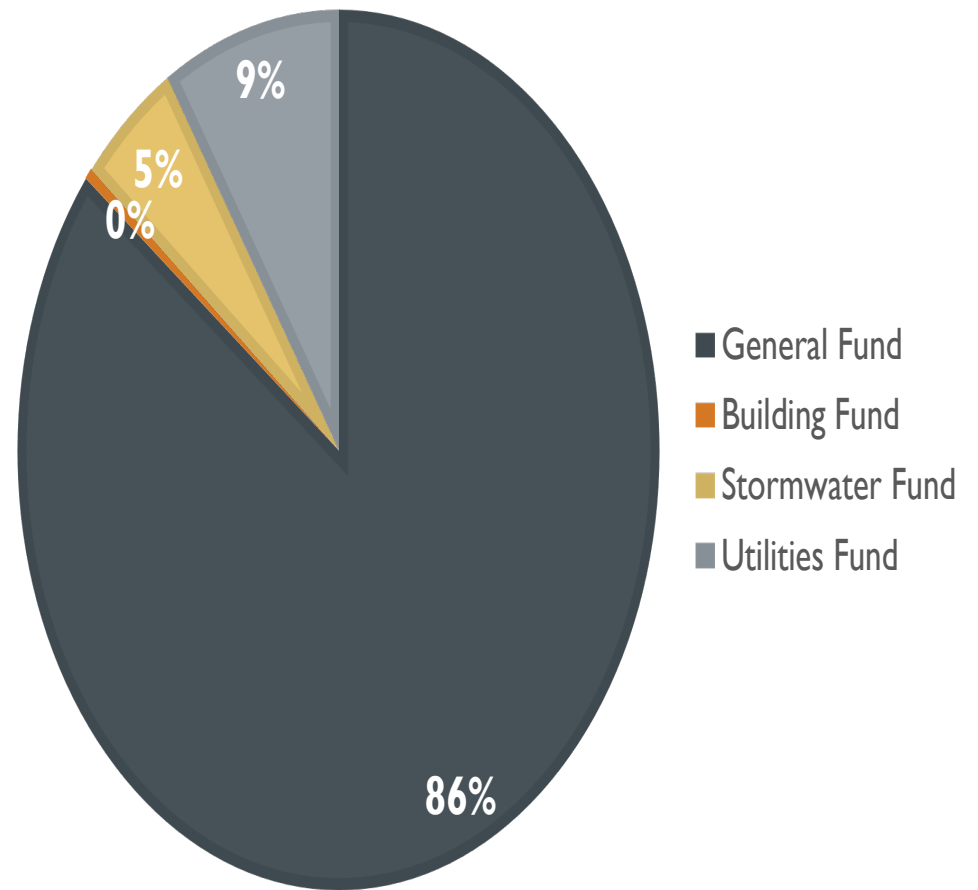
Fund	FY26
General Fund	22,237,017
Building Fund	90,855
Stormwater Fund	3,950,706
Utilities Fund	14,777,173
<b>Total</b>	<b>41,055,751</b>



# CAPITAL OUTLAY REQUESTS BY FUND

FY 2026

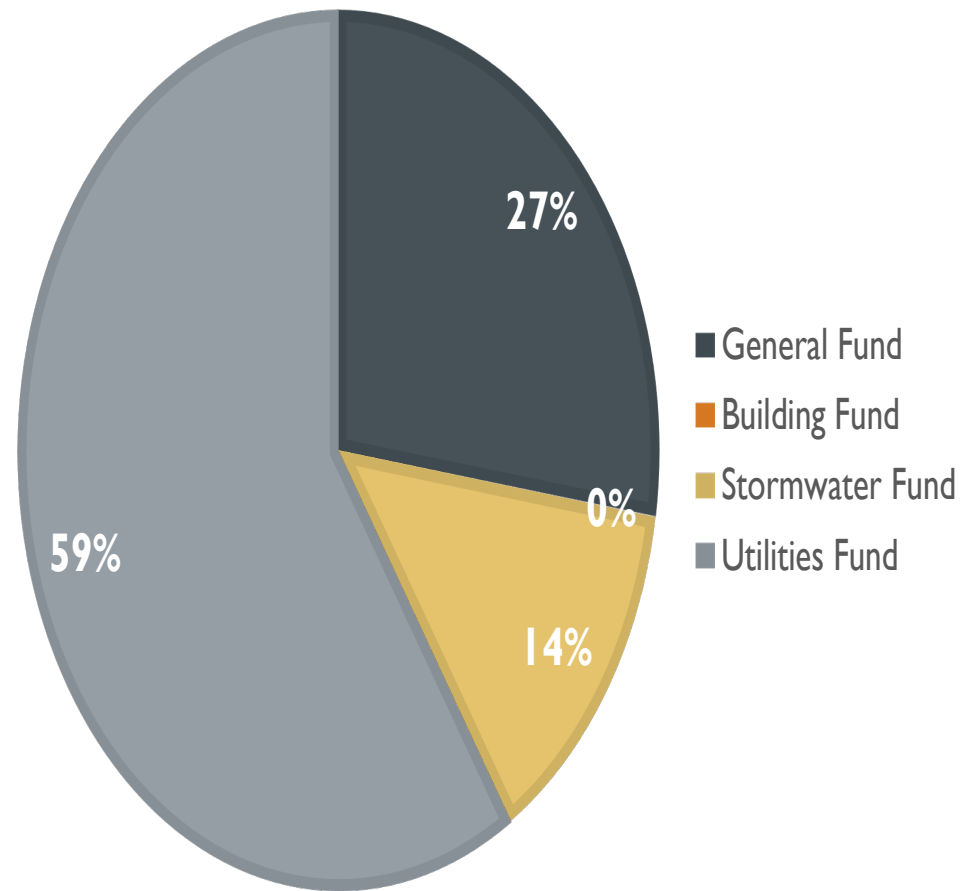
Fund	FY26
General Fund	16,163,897
Building Fund	81,855
Stormwater Fund	951,521
Utilities Fund	1,689,994
<b>Total</b>	<b>18,887,267</b>



# CAPITAL IMPROVEMENT REQUESTS

FY 2026

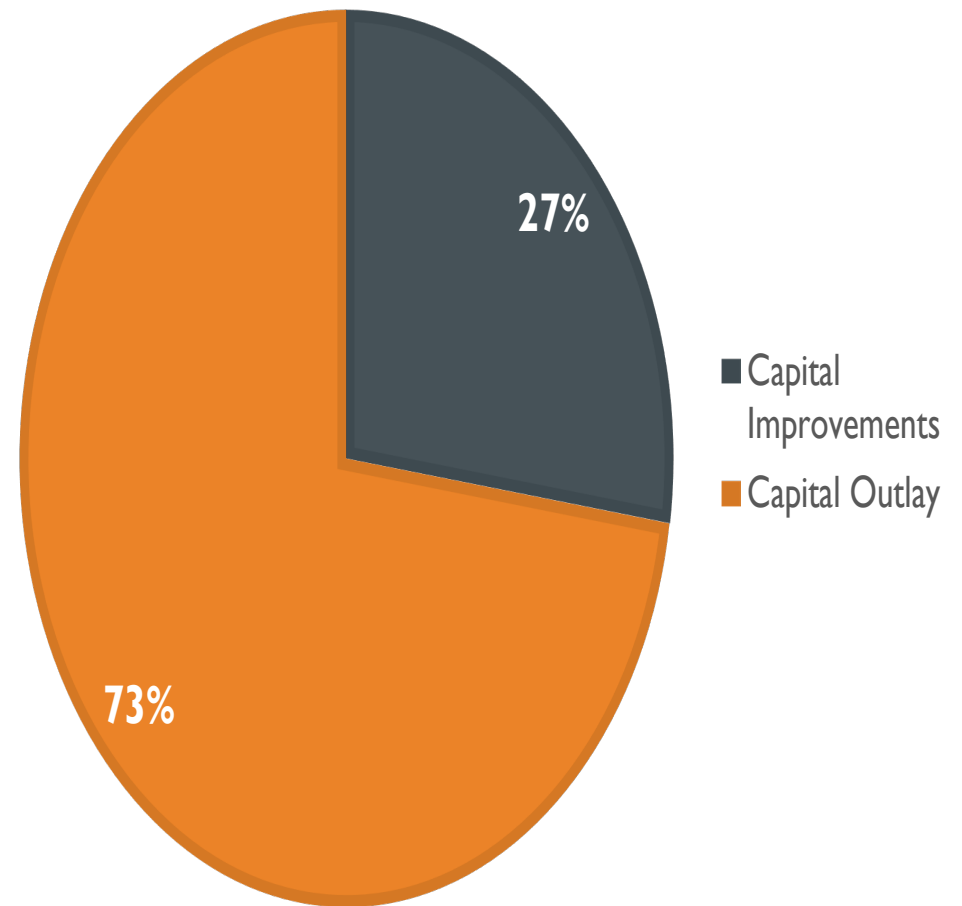
Fund	FY26
General Fund	6,073,120
Building Fund	9,000
Stormwater Fund	2,999,185
Utilities Fund	13,087,179
<b>Total</b>	<b>22,168,484</b>



# GENERAL FUND CAPITAL REQUESTS

FY 2026

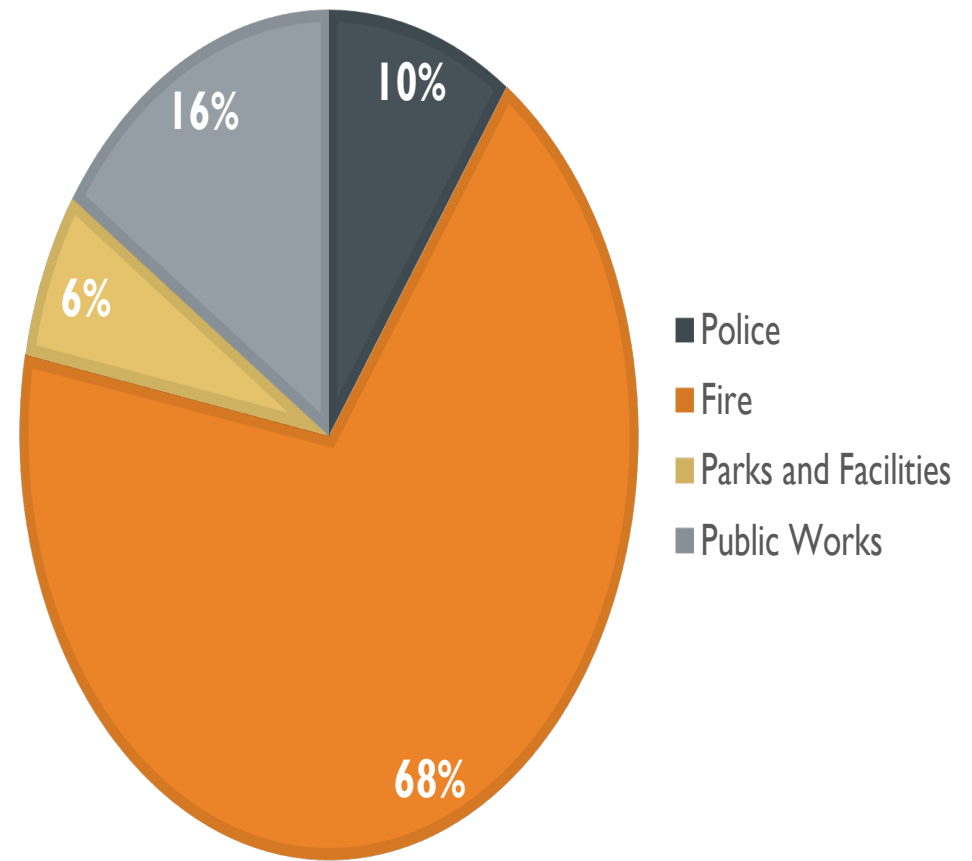
Type	FY26
Capital Improvements	6,073,120
Capital Outlay	16,163,897
<b>Total</b>	<b>22,237,017</b>



# GENERAL FUND CAPITAL OUTLAY REQUESTS

FY 2026

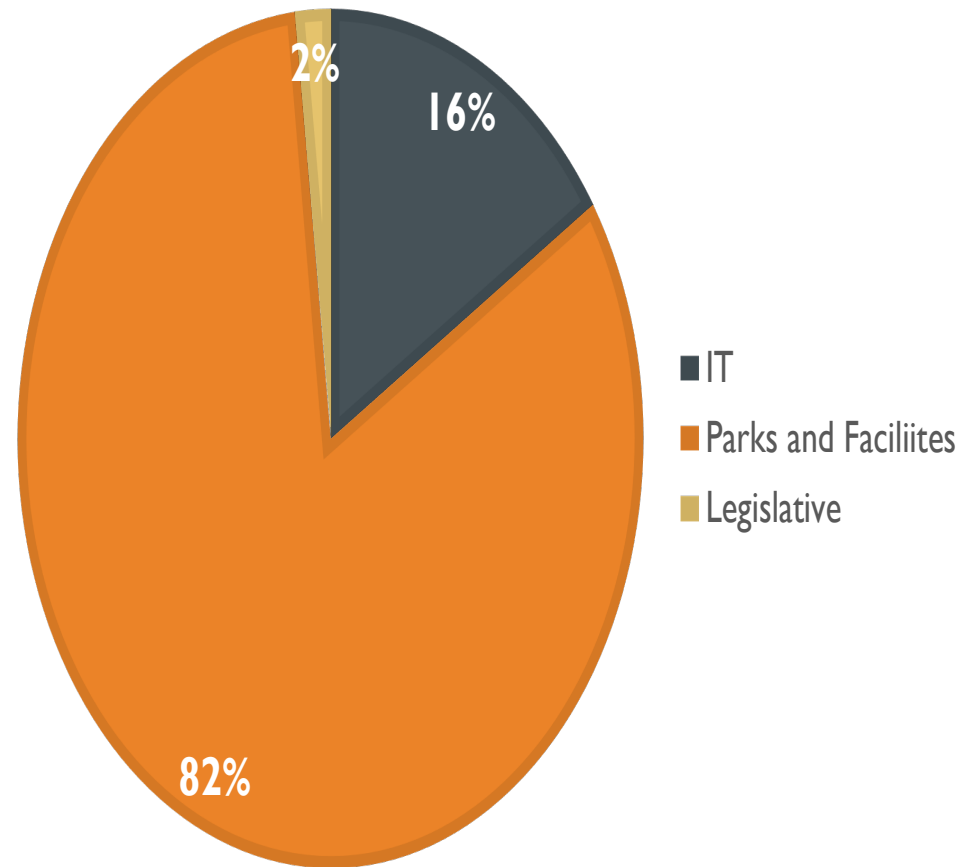
Department	FY26
Police	1,570,319
Fire	11,045,500
Parks and Facilities	1,030,592
Public Works	2,517,486
<b>Total</b>	<b>16,163,897</b>



# GENERAL FUND CAPITAL IMPROVEMENT REQUESTS

FY 2026

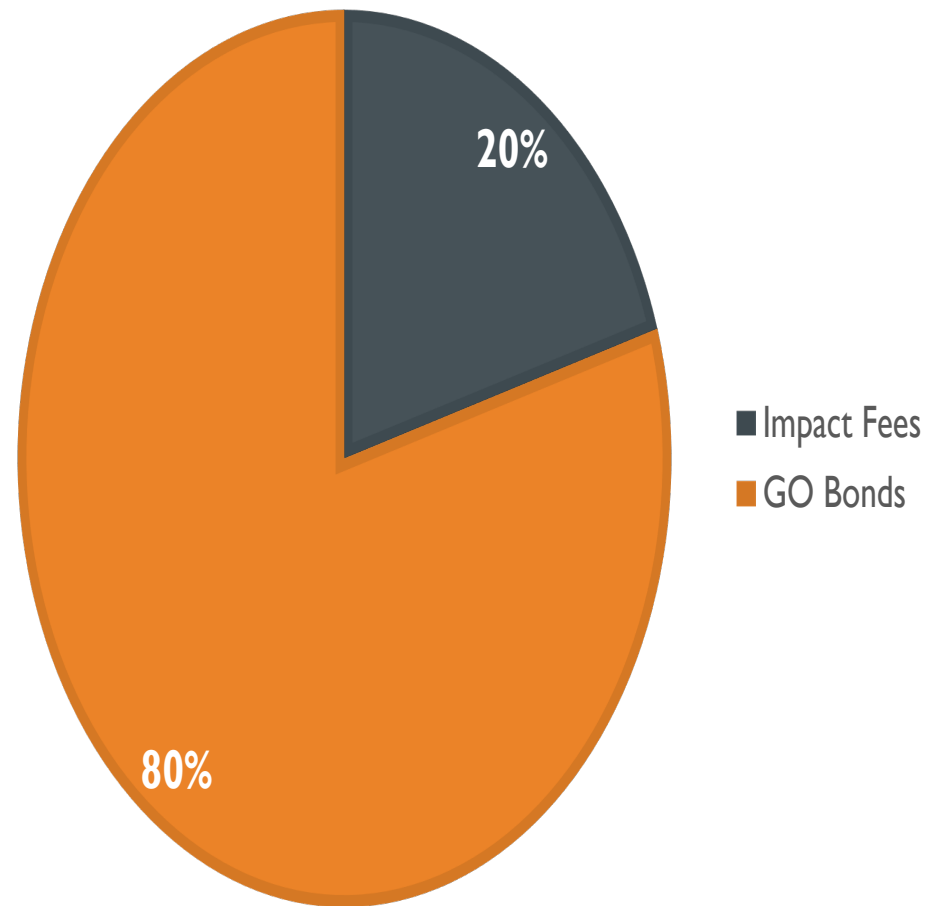
Department	FY26
IT	961,220
Parks and Facilities	5,002,500
Legislative	109,400
<b>Total</b>	<b>6,073,120</b>



# GENERAL FUND SPECIAL REVENUE AND BOND REQUESTS

## FY 2026

Type	FY26
Impact Fees	7,146,300
G.O. Bonds	28,009,801
<b>Total</b>	<b>35,156,101</b>

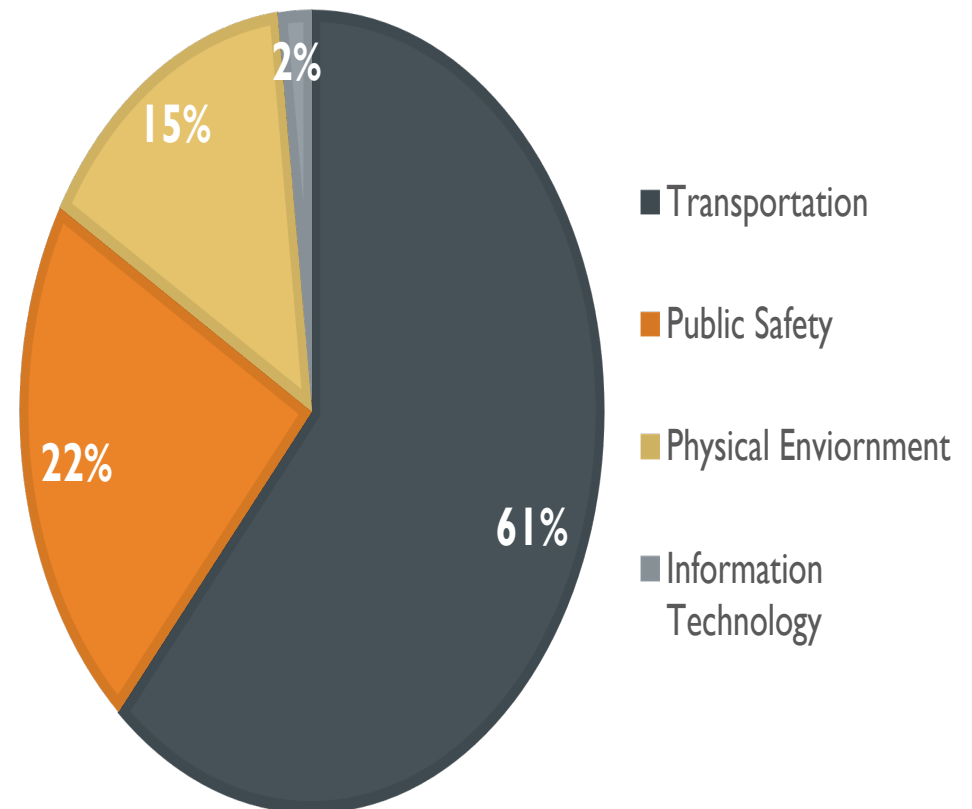




# GOVERNMENTAL CAPITAL REQUESTS BY SECTOR

FY 2026

Type	FY26
Transportation	35,302,287
Public Safety	12,615,819
Physical Environment	8,404,392
Information Technology	1,070,620
<b>Total</b>	<b>57,393,118</b>



# FUTURE PLANNING

- ✓ Maintain a five-year plan for capital improvements and capital outlay
- ✓ Plan for future projects and equipment using guidance from city leadership
- ✓ Forecast future expenditures using consumer price index data
- ✓ Conduct revenue and cash flow analysis to provide options to fund future capital expenditures

# IMPORTANT UPCOMING DATES

Date	Meeting Topic/Discussion
July 8, 2025	Budget Workshop: Current Mid-Year Review & FY 2026 Proposed Budget Data
July 17, 2025	RCM: Certification of Taxable Value – Proposed Millage Rate Decision – Set Public Hearing Dates
July 31, 2025	FY 2026 Proposed Budget Distribution
August 5, 2025	Budget Workshop (Optional) – FY 2026 Budget Discussion
September 10, 2025 - Tentative	SCM: 1 <sup>st</sup> Public Hearing (Based on July 17, 2025 RCM Motion)
September 19, 2025 - Tentative	FloridaToday Publication – Must Occur With 15 Calendar Days of 1 <sup>st</sup> Public Hearing
September 24, 2025 – Tentative	SCM: 2 <sup>nd</sup> Public Hearing – Must Be Held Two (2) to Five (5) Calendar Days After Advertisement
October 24, 2025 - Tentative	30-Day Deadline From Budget Adoption (2 <sup>nd</sup> Public Hearing) <ul style="list-style-type: none"> <li>• FY 2026 Adopted Budget Website Publication</li> <li>• Department of Revenue TRIM Compliance Package</li> </ul>

- Today's Goals & Direction
- Discussions
- ⓪ Questions

THANK YOU FOR YOUR TIME!