



FY 2025

1ST PUBLIC BUDGET HEARING

SEPTEMBER 12, 2024

PRESENTED BY

ANGELICA COLLINS, MBA, CGFO
ASSISTANT FINANCE DIRECTOR

TOPICS OF REVIEW

- **FY 2025 Important Numbers**
- **Proposed Budget With Changes Summary**
 - City-wide
 - General Fund Specific
 - Budget by Funds
- **General Fund**
 - Revenues by Source
 - Expenditures by Type & Department
 - Funding Strategic Goals
- **2025 – 2029 Master CIP Preview**
- **Continued Focus – General Fund**
- **Important Upcoming Dates**



FY 2025 IMPORTANT NUMBERS

- **Ad Valorem Operating Millage Rate**
 - 6.7339 @ 3.0% CAP
- **Voted Debt Millage Rate**
 - 1.1210
- **General Fund 2-Month Required Minimum Fund Balance**
 - \$18,653,796 or 16.7%
- **General Fund Stabilization Funds**
 - @ 2.0% - \$1,012,698
 - @ 3.0% - \$1,519,047
 - @ 4.0% - \$2,025,395

PROPOSED BUDGET WITH CHANGES SUMMARY

TOTAL \$373,244,734

- The citywide (all Funds) FY 2025 Proposed with Changes Budget increased by \$819,199, or 0.2%, from the Proposed Budget of \$372,425,535

Fund	Proposed	Proposed with Changes	Net Difference \$	Difference %
General Fund	122,863,972	122,863,972	0	0.0%
Local Option Gas Tax (LOGT) Fund	250,000	1,250,000	1,000,000	400.0%
Utilities Operating Fund	44,958,188	44,518,133	(440,055)	(1.0%)
Stormwater Utility Fund	10,384,257	10,397,309	13,052	0.1%
Solid Waste Fund	16,610,734	16,610,734	0	0.0%
Health Insurance Fund	19,740,022	19,900,759	160,737	0.8%
Risk Management Fund	7,428,035	7,451,422	23,387	0.3%
Other Employee Benefits Fund	5,363,778	5,425,856	62,078	1.2%
Total Variance			819,199	0.2%


PROPOSED BUDGET WITH CHANGES SUMMARY

GENERAL FUND ADJUSTMENTS – NET IMPACT \$0

Fund	Change	Difference \$
General Fund (001)	Storage Solution (IT) – Recurring Annual Payment	31,500
	One (1) Engineer I (Growth Management FTE)	101,459
	Fire Pensions – Correction to Above Actuarial Requirement	(1,116,282)
	Increased Transfer to LOGT Fund	1,000,000
	Balance Fund @ Revenues = Expenditures	(16,677)
Total Net Impact		0

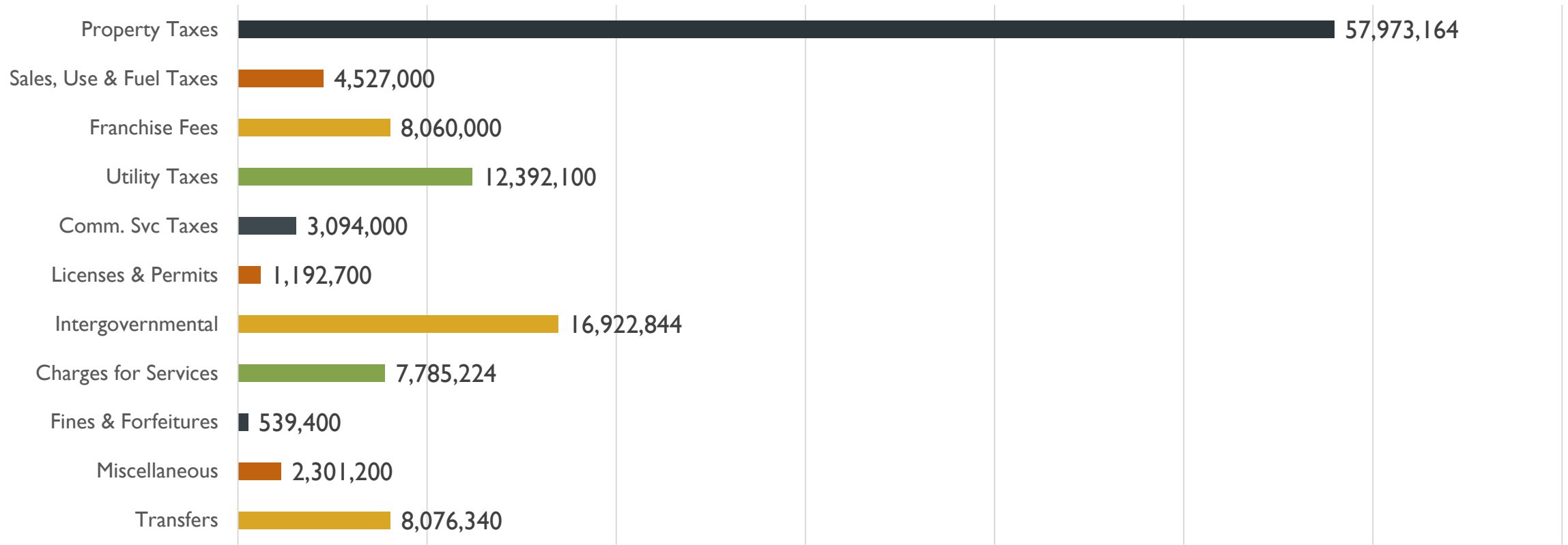
FY 2025 BUDGET BY FUND

CITYWIDE TOTAL BUDGET - \$373,244,734



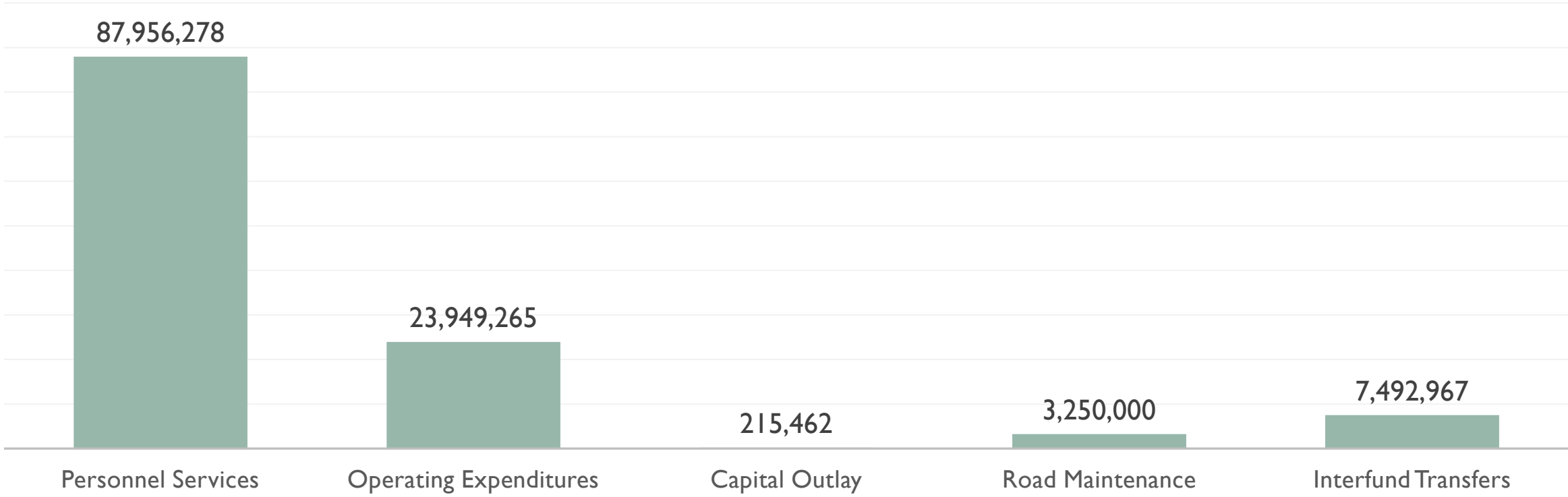
FY 2025 GENERAL FUND REVENUES BY SOURCE

TOTAL BUDGET - \$122,863,972



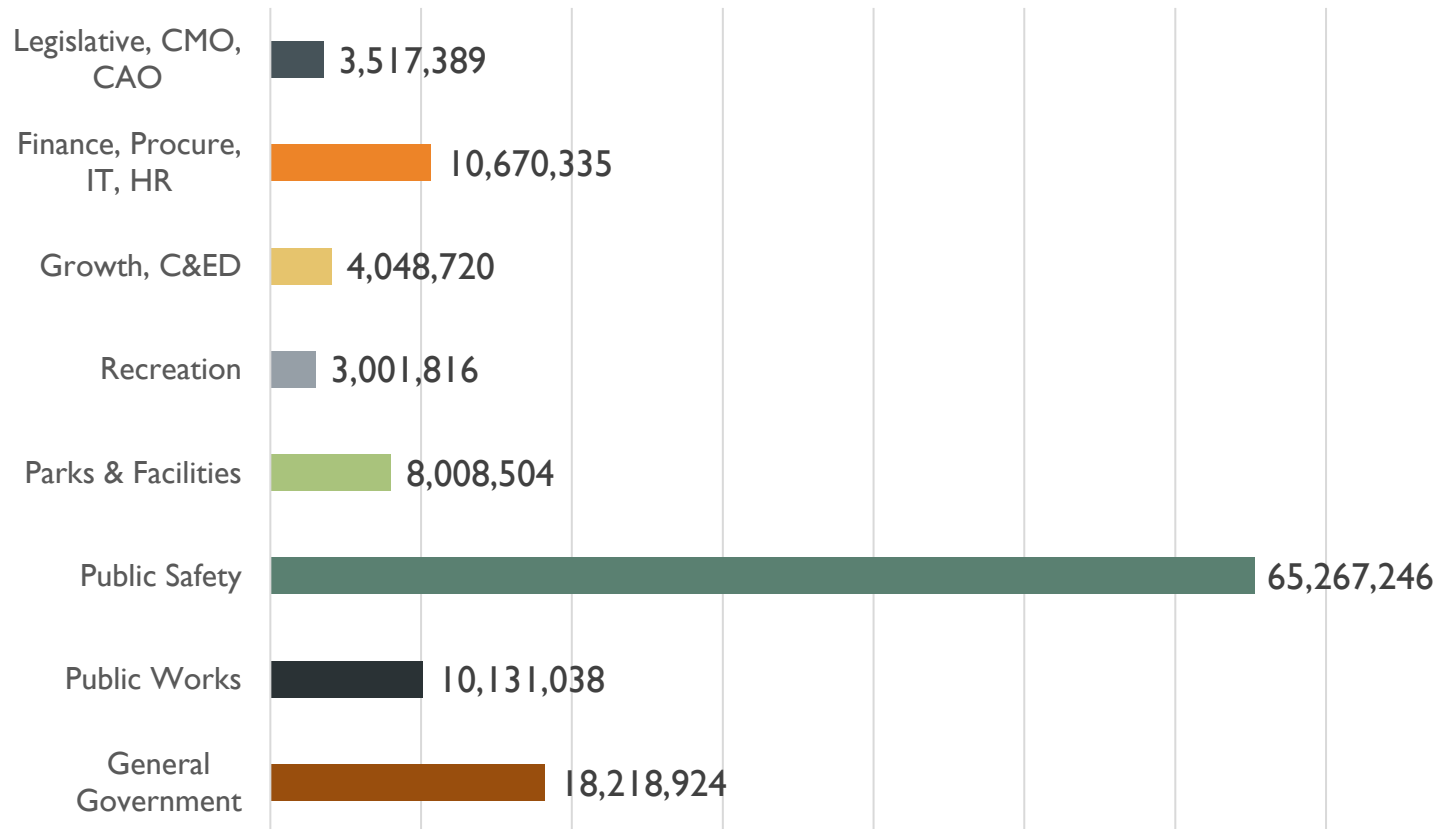
FY 2025 GENERAL FUND EXPENDITURES BY TYPE

TOTAL BUDGET - \$122,863,972



FY 2025 GENERAL FUND EXPENDITURES BY DEPT.

TOTAL BUDGET - \$122,863,972



Legislative	1,088,032
Office of City Manager	1,865,356
Office of City Attorney	564,001
Procurement	918,559
Finance	2,221,296
Information Technology	6,388,335
Human Resources	1,142,145
Growth Management	2,891,023
Community & Econ. Development (C&ED)	1,157,697
Recreation	3,001,816
Parks & Facilities	8,008,504
Police	38,459,172
Fire	26,808,074
Public Works	10,131,038
General Government	18,218,924
TOTAL	122,863,972

GENERAL FUND GOALS

Recap → FY 2025 Budget Focus

- Continued Focus on Funding High Priority Needs
- Road Maintenance Fund Investment ~ 3.25 Million + Anticipated City BCRA Unexpended Funds
- Continued Investments in Workforce Expansions & Public Safety Needs
 - 35 Public Safety FTE Positions for Fire & Police
 - Seven (7) FTE Positions for Internal Service Departments
- 5.0% Pay Increase for all General Employee Groups & Meeting Union Contractual Increases
 - Investing in Certifications, Training Needs & Recognition Programs for City Staff
- Adequately Funding Pension Contribution Obligations Ratios for Police @ 82.0% & Fire @ 78.7% ~ 9.6 Million ↑ 29.9% from FY 2024
- Maintain Maximum 4.0% in Stabilization Funds ~ 2.0 Million

2025-2029 MASTER CIP

CITYWIDE \$747,205,204

2025 Highlights - Citywide
 \$131,392,795 Requested
 \$63,311,062 Funded ✓ 48.2%

Fund	2024/Prior	2025	2026	2027	2028	2029	Total	2025-2029 Total
General Fund	10,546,831	51,091,705	42,305,577	37,638,725	50,194,074	11,473,415	203,250,327	192,703,496
Impact Fee Funds	1,427,101	3,822,600	0	0	0	149,600,000	154,849,701	153,422,600
Community Investment Fund (CIF)	160,000	0	0	0	0	0	160,000	0
Impact Fee Funds/CIF Combination	0	371,865	379,691	387,640	395,714	403,924	1,938,834	1,938,834
Road Maintenance Fund	0	3,200,000	3,200,000	3,200,000	3,200,000	3,200,000	16,000,000	16,000,000
G.O. Road Program Funds	0	0	27,268,338	0	0	0	27,268,338	27,268,338
Utilities Operating Fund	4,523,800	9,782,564	6,716,000	850,000	872,050	102,650	22,847,064	18,323,264
Utilities Capital Funds (All)	11,535,887	56,439,555	52,769,202	58,151,440	89,358,742	53,300,000	321,554,826	310,018,939
Building Fund	7,221,448	194,256	0	0	65,341	289,177	7,770,222	548,774
Stormwater Utility Fund	0	6,270,000	5,694,909	4,650,400	5,320,400	3,285,000	25,220,709	25,220,709
Fleet Services Fund	0	220,250	590,000	100,000	400,000	0	1,310,250	1,310,250
Grants - To Be Determined	482,379	0	450,000	0	0	0	932,379	450,000
Fiscal Year Total	35,897,446	131,392,795	139,373,717	104,978,205	149,806,321	221,654,166	783,102,650	747,205,204

2025-2029 MASTER CIP

CITYWIDE \$747,205,204

2025 Highlights - Citywide
 \$131,392,795 Requested
 \$63,311,062 Funded ✓ 48.2%

- The 5-year citywide Master Capital Improvement Program (CIP) totals \$747,205,204 across ten (10) Departments

Department	2024/Prior	2025	2026	2027	2028	2029	Total	2025-2029 Total
City Manager's Office	0	25,629	0	0	0	0	25,629	25,629
Finance	0	35,749	0	0	0	0	35,749	35,749
Information Technology	4,892,301	3,033,589	1,744,922	926,750	214,068	277,155	11,088,785	6,196,484
Building	7,221,448	194,256	0	0	65,341	289,177	7,770,222	548,774
Growth Management	0	0	35,200	38,720	42,952	0	116,872	116,872
Parks & Facilities	2,938,645	9,200,110	1,710,280	2,489,547	2,368,184	1,777,200	20,483,966	17,545,321
Police	4,625,365	4,151,310	3,603,910	22,506,195	8,838,995	8,869,060	52,594,835	47,969,470
Fire	0	35,592,330	35,031,000	10,981,000	37,781,000	31,000	119,416,330	119,416,330
Public Works	160,000	12,937,703	37,763,203	9,034,553	10,264,989	157,007,924	227,168,372	227,008,372
Utilities	16,059,687	66,222,119	59,485,202	59,001,440	90,230,792	53,402,650	344,401,890	328,342,203
Fiscal Year Total	35,897,446	131,392,795	139,373,717	104,978,205	149,806,321	221,654,166	783,102,650	747,205,204

2025 MASTER CIP

CITYWIDE \$131,392,795

2025 Highlights - Citywide
 \$131,392,795 Requested
 \$63,311,062 Funded ✓ 48.2%

Department	Fund Type	Requested	Funded	% of Requested	Funding Comments
City Manager's Office	General	25,629	0	0.0%	Replaced in FY 2024
Finance	General	35,749	0	0.0%	Not Funded
Information Technology	General	3,033,589	0	0.0%	Not Funded
Building	Enterprise	194,256	0	0.0%	Funded – Moved to Operating Costs
Parks & Facilities	General	9,200,110	54,462	0.6%	Vehicles - One (1) 1-Ton Truck
Police	General	4,151,310	0	0.0%	Not Funded
Fire	General	35,592,330	161,000	0.5%	Vehicles - Three (3) Additional FTEs
Public Works	General Enterprise	12,937,703	1,556,650	12.0%	General Fund – Not Funded Road Maintenance & SWU Vehicles/Equipment
Utilities	Enterprise	66,222,119	61,539,050	92.9%	Funded - Remaining 7.1% Moved to Operating Costs
Fiscal Year 2025 Total		131,392,795	63,311,062	48.2%	

2025-2029 MASTER CIP

CITYWIDE \$747,205,204

2025 Highlights - Citywide
 \$131,392,795 Requested
 \$63,311,062 Funded ✓ 48.2%

Type	2024/Prior	2025	2026	2027	2028	2029	Total	2025-2029 Total
Capital Asset/Outlay	6,040,443	12,326,261	6,425,434	6,377,128	7,741,836	6,564,114	45,475,216	39,434,773
Capital Projects	29,857,003	119,066,534	132,948,283	98,601,077	142,064,485	215,090,052	737,627,434	707,770,431
Fiscal Year Total	35,897,446	131,392,795	139,373,717	104,978,205	149,806,321	221,654,166	783,102,650	747,205,204
Type	2024/Prior	2025	2026	2027	2028	2029	Total	2025-2029 Total
1 - Health & Safety	1,211,372	36,392,330	25,531,000	11,213,500	12,481,000	106,000	86,935,20	85,723,830
2 - Asset Preservation or Replacement	15,628,524	45,271,600	48,398,674	25,360,315	32,559,034	14,193,510	181,411,657	165,783,133
3 - Service/Asset Expansion/Addition	19,057,550	49,728,865	65,444,043	68,404,390	104,766,287	221,654,166	514,755,791	495,698,241
Fiscal Year Total	35,897,446	131,392,795	139,373,717	104,978,205	149,806,321	221,654,166	783,102,650	747,205,204

2025-2029 MASTER CIP

GENERAL FUND \$192,703,496

2025 Highlights – General Fund

\$51,091,705 Requested

\$215,462 Funded ✓ 0.4%

- The 5-year General Fund Master CIP totals \$192,703,496, accounting for 25.8% of all citywide requests
- Public Safety accounts for 86.5% or \$166,675,700
- Of the \$51,091,705 requested in FY 2025, a total of \$215,462 or 25.9% is included in the Budget

Department	2024/Prior	2025	2026	2027	2028	2029	Total	2025-2029 Total
City Manager's Office	0	25,629	0	0	0	0	25,629	25,629
Finance	0	35,749	0	0	0	0	35,749	35,749
Information Technology	4,892,301	3,033,589	1,744,922	926,750	214,068	277,155	11,088,785	6,196,484
Growth Management	0	0	35,200	38,720	42,952	0	116,872	116,872
Parks & Facilities	1,443,645	7,137,610	1,260,280	2,489,547	2,368,184	1,777,200	16,476,466	15,032,821
Police	4,210,885	3,441,210	3,603,910	22,506,195	8,838,995	8,869,060	51,470,255	47,259,370
Fire	0	35,592,330	35,031,000	10,981,000	37,781,000	31,000	119,416,330	119,416,330
Public Works	0	1,825,588	630,265	696,513	948,875	519,000	4,620,241	4,620,241
Fiscal Year Total	10,546,831	51,091,705	42,305,577	37,638,725	50,194,074	11,473,415	203,250,327	192,703,496

2025 MASTER CIP

GENERAL FUND \$51,091,705

2025 Highlights – General Fund

\$51,091,705 Requested

\$215,462 Funded ✓ 0.4%

Department	Requested	Funded	% of Requested	Funding Comments
City Manager's Office	25,629	0	0.0%	Replaced in FY 2024
Finance	35,749	0	0.0%	Not Funded
Information Technology	3,033,589	0	0.0%	Not Funded
Parks & Facilities	7,137,610	54,462	0.8%	Vehicles - One (1) 1-Ton Truck
Police	3,441,210	0	0.0%	Not Funded
Fire	35,592,330	161,000	0.5%	Vehicles - Three (3) Additional FTEs
Public Works	1,825,588	0	0.0%	Not Funded
Fiscal Year 2025 Total	51,091,705	215,462	0.4%	

2025-2029 MASTER CIP

GENERAL FUND \$192,703,496

2025 Highlights – General Fund

\$51,091,705 Requested

\$215,462 Funded ✓ 0.4%

Type	2024/Prior	2025	2026	2027	2028	2029	Total	2025-2029 Total
Capital Asset/Outlay	3,479,186	8,688,277	4,505,525	5,051,728	5,841,890	6,075,060	33,641,666	30,162,480
Capital Projects	7,067,645	42,403,428	37,800,052	32,586,997	44,352,184	5,398,355	169,608,661	162,541,016
Fiscal Year Total	10,546,831	51,091,705	42,305,577	37,638,725	50,194,074	11,473,415	203,250,327	192,703,496
Type	2024/Prior	2025	2026	2027	2028	2029	Total	2025-2029 Total
1 - Health & Safety	161,372	35,792,330	24,481,000	11,063,500	12,481,000	106,000	84,085,202	83,923,830
2 - Asset Preservation or Replacement	4,477,859	11,580,678	5,206,725	7,477,475	20,539,892	7,708,510	56,991,139	52,513,280
3 - Service/Asset Expansion/Addition	5,907,600	3,718,697	12,617,852	19,097,750	17,173,182	3,658,905	62,173,986	56,266,386
Fiscal Year Total	10,546,831	51,091,705	42,305,577	37,638,725	50,194,074	11,473,415	203,250,327	192,703,496

CONTINUED FOCUS

General Fund → Unfunded & Capital Needs

- Unfunded Capital Needs
 - \$50.8 million or 96.0% of requested amount
- Unfunded Personnel & Operating Needs
 - \$18.3 million or 74.9% of requested amount
- Future RCM September/October → Undesignated Fund Balance Request
 - Will be scheduled for FY 2025 Budget Amendment #1 in January 2025
- State-Shared Revenues: Decrease of (\$67,763) projected based on most recent publications

IMPORTANT UPCOMING DATES

Date	Meeting Topic/Discussion
Monday, September 23	<p data-bbox="749 568 1574 625">Budget Advertisement in Florida Today</p> <ul data-bbox="749 632 1289 753" style="list-style-type: none"><li data-bbox="749 632 1289 689">• Notice of Tax Increase<li data-bbox="749 696 1174 753">• Budget Summary
Thursday, September 26	2 nd Public Hearing to Adopt Millage Rate & Budget – Starting at 6:00 pm